PRODUCT INFORMATION

EasyCut3 Cutting System

QuickFit®

SCH® PI Easy Cut 3 Cutting System | EN | 2026

Component Overview & Compatibility

Part Number Navigator

Shows compatibility and retrofit requirements at a glance. Look up the EasyCut II part number in the "EasyCut II Reference No." column – then check the EasyCut 3 number and status in the "EasyCut 3 Part No." column.

Product Group

Item	Item No. EasyCut 3	Packing Unit	Compatibility with EasyCut II	Reference No. EasyCut II
Item A	**A06MW.02**	PU 10	✔ **Directly compatible** Can be installed without further modification	17744
Item B	**A06MX.02**	PU 10	⚙ **Compatible only with mounting kit** Part number for mounting kit—see note	17745
Item C	**A06MY.02**	PU 10	✘ **Not compatible with EC II** Component must be replaced	17746

EasyCut 3 Part Number

consists of 2 parts

Base item	Variant
A06MW	.02

embossed on our product

EasyCut II to EasyCut 3

This overview shows at a glance which EasyCut II components are directly compatible with EasyCut 3, require a mounting kit, or can be reused across systems.

Contents

1 EasyCut 3 Cutting System 6
- 1.1 Variant 6
- Cutting System Comfort | Premium 7

2 EasyCut 3 QuickFit® Guards 8
- 2.1 EasyCut 3 Double Guard Standard 9
- 2.2 EasyCut 3 Double Guard Extra short 10
- 2.3 Guard Type Identification 11
- 2.4 EasyCut 3 QuickFit® Mounting Kit 12 - 13

3 EasyCut 3 Special Guards 14
- 3.1 Special Guards Variants 15
- 3.2 First Guard EG 16 - 17
- 3.2 First Guard VO 18 - 19
- 3.3 Overlapping Guard EG 20 - 21
- 3.3 Overlapping Guard VO 22 - 23
- 3.4 Triple Guard 24

4 EasyCut 3 Guide Elements 26
- 4.1 Guiding Plates 26 - 28
- 4.2 Roller Guides 30 - 31

5 EasyCut 3 ProCut QuickFit® Section 32
- 5.1 ProCut QuickFit® Section 32
- 5.2 ProCut Section 7 | 11 | 14 TPI 33
- 5.3 ProCut Hybrid Section with QuickFit® 34 - 35
- 5.4 ProCut End Section 36
- 5.5 ProCut Overlap Cutting Section 37

6 EasyCut 3 Sectional Knife with QuickFit® 38 - 39

7 EasyCut Knife Head 40

8 EasyCut 3 Navigator 41 - 47

The new cutting system

EasyCut3
QuickFit®

Maximum harvest time.

Minimal downtime.

Because every minute counts during harvest

Short harvest windows, difficult conditions, and unpredictable collisions with foreign objects place the highest demands on your equipment.

If a malfunction occurs during harvest season, one simple rule applies: **Time is money.**

This is exactly where the new EasyCut 3 cutting system with its patented QuickFit® technology comes in.

The standout feature for real-world use is the quick-change system for remove guards and knife sections. If damage occurs in the field, replacing the components is significantly easier and three times faster than with standard systems on the market.

Two new key features

Only one tool required
The fastening nuts for the guards and knife sections are located exclusively on the top side.

No loose parts in the field
The nuts are only loosened, not completely removed. No parts can fall off and get lost.

The EasyCut 3 QuickFit® system ensures maximum harvest time and minimal downtime.

Discover how the optimized components make your harvest more efficient, more comfortable, and safer.

New product features of the QuickFit® technology at a glance

QuickFit®

3x faster section changes

Significant reduction in downtime thanks to easy removal of the sections

QuickFit®

All work performed from above

Only one tool is needed for removal, no need to hold or brace from below

QuickFit®

No small parts to lose

Nuts are merely loosened on the top side, not completely removed. No risk of loose parts getting lost in the field

QuickFit®

Direct transmission of tensile forces

Knife section fixation via a locking plate reinforces the section spine and protects against fatigue fractures.

Cutting guards in a new V-design

Increases bending stiffness by 50% and extends the effective cutting edge by 10%

Completely maintenance-free

Thanks to the ball-bearing roller guide, readjustment of the knife guide is completely eliminated

Through-hardened premium steel

Specially heat-treated components guarantee high wear resistance and a long service life

Variant

The Comfort and Premium variants differ primarily in the type of knife guidance, which has a significant influence on friction, wear, and the smoothness of knife operation.

Which variant suits your requirements?
Use this selection guide to choose the optimal system.

Selection guide

Criterion	Comfort	Premium
Cutterbar width	Ideal for small to medium cutting unit widths	Recommended for working widths > 6 meters
Intensity of use	For standard farming operations with average annual area outputs	For contractors, large farms, high throughput, and increased travel speeds
Harvesting conditions	Standard crops and uniform stand conditions	Challenging conditions, such as lodged grain, tough specialty crops, etc.
Focus	A noticeable upgrade in smooth operation at an economical price	Fuel savings, maximum wear reduction, and protection of the cutting system and knife drive

Practical Tip

The system has a modular design. The roller guides can be easily and flexibly retrofitted at a later date if operating requirements change.

Comfort

Includes the complete EasyCut 3 system **plus upper guide rollers.**

Function

The top roller guides keep the knife stable in the cutting gap and counteract the tensile forces acting on the sections. At the same time, the guiding plates ensure precise guidance of the knife back.

Effect

Maximum reduction in stress on the entire knife drive, minimal vibrations, and maximum durability of all components – even at extreme cutting widths.

Premium

Includes the complete EasyCut 3 system **plus upper and lower guide rollers.**

Function

The combination of upper and lower rollers actively guides the section from both sides. The rollers are always mounted alternately, which reduces frictional resistance to an absolute minimum. The guide plates serve as spacer plates.

Effect

Maximum reduction in stress on the entire knife drive, minimal vibrations, and maximum durability of all components – even at extreme cutting widths.

The innovative redesign of the cutting guard results in significant time savings during installation and removal and guarantees maximum stability under demanding harvesting conditions.

Assembly & Model Identification

The cutting guards are available in three mounting sizes to fit the respective angle rails/ mounting profiles: 12, 14, and 17 mm

Function & Disassembly

The cutting guard features a U-shaped opening at the rear edge. After loosening the mounting nuts, it is simply pulled out toward the front. During installation, an integrated spacer keeps the mounting gap open

V-Design

Thanks to the new design the finger contour ensures increases bending stiffness by 50% effective cutting edge extended by 10%

Maximum Break Strength

A wider transition from the tip of the finger to the base minimizes the risk of breakage is clearly defined and ensures maximum stability even during collisions foreign objects

Increased Stability

A parallel, overlapping section of reinforcement in the upper area ensures high resistance and the torque and is particularly advantageous when used crop lifters

Advantages at a glance: QuickFit® cutting fingers

Mounting Type	QuickFit® – easily removed after loosening the nut
Tool Use	Only one tool is needed on the top side
Material/Hardening	High-strength steel with special heat treatment
Geometric Advantage	V-design (+50% bending stiffness)
Performance boost	+10% longer cutting edge
Maintenance benefit	Quick change. No need to completely remove screws and nuts

Double Guard Standard

Universal version

The proven all-rounder for classic combine harvesting with a fixed cutter bar at normal stubble height. Its slender geometry and tips extended far forward are optimally designed to securely grasp standing or slightly lodged grain, bundle it, and feed it evenly to the cutting unit. It offers maximum efficiency and reliable crop flow for all standard crops such as grain, canola, and other threshed crops.

EasyCut 3 QuickFit® Double Guard Standard

Item	Item No. EasyCut 3	Packing Unit	Compatibility with EasyCut II	Item No. Mounting Kit	Reference No. EasyCut II
Double Guard Standard - 12 mm	**A06MZ.02**	PU 10	**Compatible only with mounting kit**	A07Z5	16500
Double Guard Standard - 14 mm	**A06N0.02**	PU 10	**Compatible only with mounting kit**	A07Z6	16501
Double Guard Standard - 17 mm	**A06N1.02**	PU 10	**Compatible only with mounting kit**	A07Z6	16502

Double Guard Extra short

Deep-cut & Flex variant

This special design was specifically developed for deep-cut requirements and for use in modern flex cutting units. Thanks to the significantly shortened finger length and rounded tips, very short stubble heights and shallow cutting angles can be achieved without impaling the crop or conveying soil and stones into the cutting unit. In addition, the short design significantly minimizes the risk of breakage upon ground contact. The ideal choice for crops that grow close to the ground, such as soybeans, peas, and other legumes.

EasyCut 3 QuickFit® Double Guard Extra short

Item	Item No. EasyCut 3	Packing Unit	Compatibility with EasyCut II	Item No. Mounting Kit	Reference No. EasyCut II
Double Guard - Extra short - 12 mm	**A06MW.02**	PU 10	**Compatible only with mounting kit**	A07Z5	17744
Double Guard - Extra short - 14 mm	**A06MX.02**	PU 10	**Compatible only with mounting kit**	A07Z6	17745
Double Guard - Extra short - 17 mm	**A06MY.02**	PU 10	**Compatible only with mounting kit**	A07Z6	17746

How to Identify Your Cutting Guard Type

The familiar model designations remain visible as physical markings directly on the guard, as usual, for easy identification and spare part ordering.

The EasyCut 3 mm Rule

However, due to the design evolution from EasyCut II to EasyCut 3, there is an important difference in the mounting dimensions when installed:

With EasyCut 3 cutting guards featuring QuickFit, a 3-mm-thick component (either a mounting plate or a roller guide holder) is always installed between the guards and the angle rail.

Important: This increases the actual installation dimension by exactly +3 mm compared to the stamped number.

Double Guard Installation Dimension

Cutting guard type	Color	Identifier on the cutting guard	Additional component (mounting plate / roller guide)	Actual installation dimension A (assembled)
12 mm	Black	2	+ 3 mm	= 15 mm
14 mm	Red	4	+ 3 mm	= 17 mm
17 mm	Grey	7	+ 3 mm	= 20 mm



EasyCut 3 Mounting Kit for Double Guards with QuickFit® System

A mounting kit containing all necessary components is available for installing the EC3 double guard:

When used with the mounting kit, the EasyCut 3 double guard is fully backward compatible with existing EasyCut II systems. The mounting kit is compatible with all versions of the EasyCut 3 double guard with QuickFit® system.

Mounting kit:

2 screws
2 nuts
1x spacer
1x mounting plate 104 mm
1x mounting plate 96 mm

EasyCut 3 Mounting Kit for Double Guards with QuickFit® System

Artikel	Item-No. EasyCut 3	Packing Unit	Note
Mounting kit for double guards 12 mm	**A07Z5**	PU 10	Compatible with the following model of the EasyCut 3 double guard standard 12 mm
Mounting kit for double guards 14 mm und 17 mm	**A07Z6**	PU 10	Compatible with the EasyCut 3 double guard standard 14 mm and 17 mm models

Note 1

When replacing the guard, always check the guiding plate for wear. We generally recommend installing a new guiding plate to ensure the maximum service life of all components.

Without Roller Guide

Note 2

If you are mounting your EasyCut 3 double guard with a roller guide, replace the 104 mm mountingplate with an EasyCut 3 roller guide that guides from the top or bottom.

Bottom Roller

Top Roller

The EasyCut 3 Special Guards

For special requirements and specific positions within the cutting unit - such as in the knifehead area, at the cutting overlap area, or along the outer edges – the system is supplemented by custom-designed special guards. These incorporate all the mechanical advancements of the latest EasyCut 3 generation but, due to their design, are manufactured without the QuickFit® function for their specific application. Due to their unique geometry, the special guards are traditionally bolted in place but still offer the significantly increased stability of the entire EasyCut 3 system.

Full EasyCut 3 Power

The special guards also benefit unrestricted by the new V-design provides 50% greater bending stiffness and a 10 % longer cutting edge

Uncompromising break resistance

The wider transition from the fingertip to the guard base ensures that the system is reliably protected against contact with foreign objects – even under the harshest conditions

Advantages at a Glance

Material/Hardening	High-strength steel with special heat treatment
Geometric Advantage	V-design (+50% bending stiffness)
Performance boost	+10% longer cutting edge

EasyCut 3 Special Guards Variants

First guards and overlapping guards
are available in the EG and VO variants.

EG - Type EG – Elevated Guard
with Closed Top

Closed construction for maximum stability

VO - Type VO – Vertical Open-Top

Flexibility for geometrically complex cutter head designs

EasyCut 3 Triple Guard

Adaptation and compensation element

Triple Guard

Triple guasds, a single component – for seamless finger spacing all the way to the cutting edge

EasyCut 3 First Guard EG

In the demanding cutterhead area, the EG first guard offers the maximum mechanical stability of a closed double guard and, thanks to its raised design, simultaneously ensures the necessary clearance for many cutterhead variants. The closed design also enables alternating cuts and ensures an effective, clean cut — a decisive functional advantage, especially in this context. Furthermore, the closed design provides the necessary stability for mounting crop lifters.

EasyCut 3 First Guard EG Standard

Item	Item No. EasyCut 3	Packing Unit	Compatibility with EasyCut II	Reference No. EasyCut II
First Guard EG - Standard - 12 mm (MT 45 mm)	**A07AS.02**	PU 1	✔ **Directly compatible**	19436
First Guard EG - Standard - 12 mm (MT 48 mm)	**A07AV.02**	PU 1	✔ **Directly compatible**	19439
First Guard EG - Standard - 14 mm (MT 45 mm)	**A07AT.02**	PU 1	✔ **Directly compatible**	19437
First Guard EG - Standard - 14 mm (MT 48 mm)	**A07AW.02**	PU 1	✔ **Directly compatible**	19440
First Guard EG - Standard - 17 mm (MT 45 mm)	**A07AU.02**	PU 1	✔ **Directly compatible**	19438
First Guard EG - Standard - 17 mm (MT 48 mm)	**A07AX.02**	PU 1	✔ **Directly compatible**	19441

MT = Middle Section

EasyCut 3 First Guard EG Extra short

EasyCut 3 First Guard EG Extra short

Item	Item No. EasyCut 3	Packing Unit	Compatibility with EasyCut II	Reference No. EasyCut II
First Guard EG - Extra short - 12 mm (MT 45 mm)	**A07AY.02**	PU 1	✔ **Directly compatible**	19442
First Guard EG - Extra short - 12 mm (MT 48 mm)	**A07B1.02**	PU 1	✔ **Directly compatible**	19445
First Guard EG - Extra short - 14 mm (MT 45 mm)	**A07AZ.02**	PU 1	✔ **Directly compatible**	19443
First Guard EG - Extra short - 14 mm (MT 48 mm)	**A07B2.02**	PU 1	✔ **Directly compatible**	19446
First Guard EG - Extra short - 17 mm (MT 45 mm)	**A07B0.02**	PU 1	✔ **Directly compatible**	19444
First Guard EG - Extra short - 17 mm (MT 48 mm)	**A07B3.02**	PU 1	✔ **Directly compatible**	19447

MT = Middle Section

EasyCut 3 First Guard VO

The VO guide guards are open at the top, thus providing the necessary clearance for geometrically complex cutter head designs where closed configurations simply do not fit.

EasyCut 3 First Guard VO Standard

Item	Item No. EasyCut 3	Packing Unit	Compatibility with EasyCut II	Reference No. EasyCut II
First Guard VO - Standard - 12 mm (MT 46 mm)	**A07AD.02**	PU 1	✔ **Directly compatible**	10701
First Guard VO - Standard - 12 mm (MT 48 mm)	**A07AG.02**	PU 1	✔ **Directly compatible**	A0019
First Guard VO - Standard - 14 mm (MT 46 mm)	**A07AE.02**	PU 1	✔ **Directly compatible**	10702
First Guard VO - Standard - 14 mm (MT 48 mm)	**A07AH.02**	PU 1	✔ **Directly compatible**	A001A
First Guard VO - Standard - 17 mm (MT 46 mm)	**A07AF.02**	PU 1	✔ **Directly compatible**	10703
First Guard VO - Standard - 17 mm (MT 48 mm)	**A07AJ.02**	PU 1	✔ **Directly compatible**	A001B

MT = Middle Section

EasyCut 3 First Guard VO Extra short

EasyCut 3 First Guard VO Extra short

Item	Item No. EasyCut 3	Packing Unit	Compatibility with EasyCut II	Reference No. EasyCut II
First Guard VO - Extra short - 12 mm (MT 46 mm)	**A07AK.02**	PU 1	✔ **Directly compatible**	17750
First Guard VO - Extra short - 12 mm (MT 48 mm)	**A07AP.02**	PU 1	✔ **Directly compatible**	A0016
First Guard VO - Extra short - 14 mm (MT 46 mm)	**A07AM.02**	PU 1	✔ **Directly compatible**	17751
First Guard VO - Extra short - 14 mm (MT 48 mm)	**A07AQ.02**	PU 1	✔ **Directly compatible**	A0017
First Guard VO - Extra short - 17 mm (MT 46 mm)	**A07AN.02**	PU 1	✔ **Directly compatible**	17752
First Guard VO - Extra short - 17 mm (MT 48 mm)	**A07AR.02**	PU 1	✔ **Directly compatible**	A0018

MT = Middle Section

EasyCut 3 Overlapping Guard EG

Overlapping guards are specifically designed for the knife overlap of wide cutting units.

The EG guard stands out thanks to its closed design. In the critical overlap area, it offers the maximum mechanical stability of a closed double guard and, thanks to its raised design, simultaneously ensures the necessary clearance for all moving overlap elements. The closed design also enables the unique Schumacher alternating cut in the overlap area, resulting in an effective, clean cut – a decisive functional advantage, especially here. Furthermore, the closed design provides the necessary stability for mounting crop lifters.

EasyCut 3 Overlapping Guard EG Standard

Item	Item No. EasyCut 3	Packing Unit	Compatibility with EasyCut II	Reference No. EasyCut II
Overlapping Guard EG - Standard - 12 mm (MT 43 mm)	**A07BG.02**	PU 1	✔ **Directly compatible**	A000W
Overlapping Guard EG - Standard - 12 mm (MT 48 mm)	**A07BK.02**	PU 1	✔ **Directly compatible**	A000Z
Overlapping Guard EG - Standard - 14 mm (MT 43 mm)	**A07BH.02**	PU 1	✔ **Directly compatible**	A000X
Overlapping Guard EG - Standard - 14 mm (MT 48 mm)	**A07BM.02**	PU 1	✔ **Directly compatible**	A0010
Overlapping Guard EG - Standard - 17 mm (MT 43 mm)	**A07BJ.02**	PU 1	✔ **Directly compatible**	A000Y
Overlapping Guard EG - Standard - 17 mm (MT 48 mm)	**A07BN.02**	PU 1	✔ **Directly compatible**	A0011

MT = Middle Section

Overlapping Guard EG Extra short

EasyCut 3 Overlapping Guard EG Extra short

Item	Item No. EasyCut 3	Packing Unit	Compatibility with EasyCut II	Reference No. EasyCut II
Overlapping Guard EG - Extra short - 12 mm (MT 43 mm)	**A07BP.02**	PU 1	✔ **Directly compatible**	A000Q
Overlapping Guard EG - Extra short - 12 mm (MT 48 mm)	**A07BS.02**	PU 1	✔ **Directly compatible**	A000T
Overlapping Guard EG - Extra short - 14 mm (MT 43 mm)	**A07BQ.02**	PU 1	✔ **Directly compatible**	A000R
Overlapping Guard EG - Extra short - 14 mm (MT 48 mm)	**A07BT.02**	PU 1	✔ **Directly compatible**	A000U
Overlapping Guard EG - Extra short - 17 mm (MT 43 mm)	**A07BR.02**	PU 1	✔ **Directly compatible**	A000S
Overlapping Guard EG - Extra short - 17 mm (MT 48 mm)	**A07BU.02**	PU 1	✔ **Directly compatible**	A000V

MT = Middle Section

Overlapping Guard VO Standard

The VO Standard overlapping guards are open at the top, providing the necessary clearance for geometrically complex cutting tool geometries in the overlapping area.

EasyCut 3 Overlapping Guard VO Standard

Item	Item No. EasyCut 3	Packing Unit	Compatibility with EasyCut II	Reference No. EasyCut II
Overlapping Guard VO - Standard - 12 mm (MT 43 mm)	**A07B4.02**	PU 1	✔ **Directly compatible**	10637
Overlapping Guard VO - Standard - 12 mm (MT 48 mm)	**A07B7.02**	PU 1	✔ **Directly compatible**	A001F
Overlapping Guard VO - Standard - 14 mm (MT 43 mm)	**A07B5.02**	PU 1	✔ **Directly compatible**	10638
Overlapping Guard VO - Standard - 14 mm (MT 48 mm)	**A07B8.02**	PU 1	✔ **Directly compatible**	A001G
Overlapping Guard VO - Standard - 17 mm (MT 43 mm)	**A07B6.02**	PU 1	✔ **Directly compatible**	10639
Overlapping Guard VO - Standard - 17 mm (MT 48 mm)	**A07B9.02**	PU 1	✔ **Directly compatible**	A001H

MT = Middle Section

Overlapping Guard VO Extra short

EasyCut 3 Overlapping Guard VO Extra short

Item	Item No. EasyCut 3	Packing Unit	Compatibility with EasyCut II	Reference No. EasyCut II
Overlapping Guard EG - Extra short - 12 mm (MT 43 mm)	**A07BA.02**	PU 1	✔ **Directly compatible**	18051
Overlapping Guard EG - Extra short - 12 mm (MT 48 mm)	**A07BD.02**	PU 1	✔ **Directly compatible**	A001C
Overlapping Guard EG - Extra short - 14 mm (MT 43 mm)	**A07BB.02**	PU 1	✔ **Directly compatible**	18052
Overlapping Guard EG - Extra short - 14 mm (MT 48 mm)	**A07BE.02**	PU 1	✔ **Directly compatible**	A001D
Overlapping Guard EG - Extra short - 17 mm (MT 43 mm)	**A07BC.02**	PU 1	✔ **Directly compatible**	18053
Overlapping Guard EG - Extra short - 17 mm (MT 48 mm)	**A07BF.02**	PU 1	✔ **Directly compatible**	A001E

MT = Middle Section

Triple Guard - Adjustment and Compensation Element

The triple guard combines three guard segments into a single component and serves as a geometric compensation element in the Schumacher system. Since cutting units have individual dimensions depending on the manufacturer and working width, and cutting guards cannot be shortened arbitrarily, it precisely fills any remaining gaps in the grid system. This allows the guard spacing to be flexibly adjusted across the entire cutting unit width. A precise fit for a seamless cut right down to the last centimeter.

EasyCut 3 Triple Guard Standard and Extra short

Item	Item No. EasyCut 3	Packing Unit	Compatibility with EasyCut II	Reference No. EasyCut II
Triple Guard - Standard - 12 mm	**A07A7.02**	PU 1	✔ **Directly compatible**	16503
Triple Guard - Extra short - 12 mm	**A07AA.02**	PU 1	✔ **Directly compatible**	19092
Triple Guard - Standard - 14 mm	**A07A8.02**	PU 1	✔ **Directly compatible**	16504
Triple Guard - Extra short - 14 mm	**A07AB.02**	PU 1	✔ **Directly compatible**	19093
Triple Guard - Standard - 17 mm	**A07A9.02**	PU 1	✔ **Directly compatible**	16505
Triple Guard - Extra short - 17 mm	**A07AC.02**	PU 1	✔ **Directly compatible**	19094

EasyCut Guiding Plates

Proven components for maximum compatibility

The proven guide plates are carried over exactly as they are from the EasyCut II modular system. This not only simplifies spare parts inventory management but also guarantees the familiar, reliable functionality. Thanks to the system's well-thought-out flexibility, the exact combination can be put together for every specific mounting situation on the cutting unit.

Key Features at a Glance

One component, two functions

Depending on the direction in which the plate is mounted, it functions either as an active knife guide or serves purely as a spacer plate

Versatile Variants

The plates are available in 2-, 3-, and 4- hole versions in various lengths

Perfect coordination

Together with the three available mounting dimensions of the guards (12, 14 and 17 mm) the cutting system can be optimally adapted to the geometry of the respective cutting unit

Simple color-coding system

To prevent mix-ups in the workshop or in the field, the different material plate thicknesses can be color-coded. The material is also visibly (see table)

EasyCut Guiding Plates

Item	Thickness	Perforation	Color	Item No.	Packing Unit
Guiding Plate	4 mm	2-hole	Khaki Grey	**17011.01**	PU 1
Guiding Plate	5 mm	2-hole	Gentian Blue	**17012.01**	PU 1
Guiding Plate	6 mm	2-hole	Graphit Black	**17013.01**	PU 1
Guiding Plate	4 mm	3-hole	Khaki Grey	**17014.01**	PU 1
Guiding Plate	5 mm	3-hole	Gentian Blue	**17015.01**	PU 1
Guiding Plate	6 mm	3-hole	Graphit Black	**17016.01**	PU 1
Guiding Plate	4 mm	4-hole	Khaki Grey	**10741.01**	PU 1
Guiding Plate	5 mm	4-hole	Gentian Blue	**10742.01**	PU 1
Guiding Plate	6 mm	4-hole	Graphit Black	**10743.01**	PU 1

4.1 EasyCut Guiding Plates

Installation Notes

When installing, always ensure the correct mounting direction. The plates feature an off-center perforation for two functions. The arrow direction on the plate provides clear guidance on correct orientation.

Standard and Comfort Variant

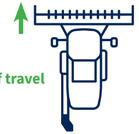

Guiding Plate

Arrow pointing in the direction of travel

The plate functions as a guiding plate and guides the knife back along the rear edge (see arrow marking for spacer and guiding plate as well as material thickness and item number), to ensure proper functioning of the cutting system

Premium Variant

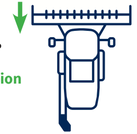

Guiding Plate – rotated 180°

Arrow pointing against the direction of travel

The guiding plate rotated 180° has no guiding function. The guidance of the knife back is taken over by the bottom roller guide.



Protected mounting position & maximum service convenience

On the EasyCut 3, the roller guide holder is securely integrated between the upper part of the guard and the spacer plate – a protected, internal position that reliably shields the component from damage while also promoting crop flow within the cutting unit.

Practical advantage

Even when the guard is removed, the roller guide can remain securely attached to the cutting unit. The additional step of installing or removing the holder is completely eliminated.

Cutting System Comfort

Top Roller Guide

Cutting System Premium

Bottom Roller Guide

Features & Benefits

Full performance	Low vibration	Wear protection	Maintenance-free, no readjustment required
Smooth operation thanks to encapsulated ball bearings – for consistently low-friction, precise guidance of the knifeback	Reduces oscillations and vibrations of knifeback	Protects the entire system and extends the service life of the entire knife assembly	No adjustment work required during daily harvesting operations – for maximum operational reliability and reduced workload

Proven advantages in the new system

The proven advantages of the original Schumacher roller guide are integrated into the new EasyCut 3 system. The result is smooth knife operation, which significantly reduces wear.

The key improvement lies in the protected position of the new roller guide holder, which is optimized for crop flow.

Note

Pay attention to the arrow marking; always install the roller guide in the direction of travel!

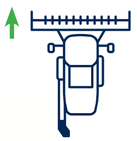

Bottom Roller Guide

Top Roller Guide

EasyCut 3 Roller Guide

Item	Item No. EasyCut 3	Packing Unit	Compatibility with EasyCut II	Note
EasyCut 3 Top Roller Guide	**A06N2.01**	PU 5	✕ **Not compatible with EC II**	When installing, follow the instructions in Chapter 2.4.
EasyCut 3 Bottom Roller Guide	**A06N3.01**	PU 5	✕ **Not compatible with EC II**	When installing, follow the instructions in Chapter 2.4.

ProCut QuickFit® System

Maximum power transmission through form-fit

The QuickFit® ProCut sections replaces the traditional mounting method and relies on maximum stability through a form-fit connection – for a quick, secure change right in the field.



Advantages at a Glance

Mounting Type	QuickFit® – quick and easy removal after loosening the nuts
Tooling	From above only – no need to support from below the cutter bar
Material / Hardening	Through-hardened high-quality steel
Geometric Advantage	Form-fit connection via locking plate
Performance boost	Direct transmission of tensile forces from section to section
Maintenance benefit	3x faster replacement – nuts are only loosened; no loose parts

Quick-Change

Loosen nuts from the top only; no need to hold the section in place; remove the section by pulling it forward

Locking Plate

Unique form-fit connection transfers tensile forces from section to section and significantly enhances the overall stability of the knife

Durability

Case-hardened high-quality steel for high extended service life – robust even in the for contact with stalks and stones

ProCut QuickFit® Section 7 | 11 | 14 TPI

Select the right tooth count - for better performance in the field

TPI – Teeth Per Inch
TPI stands for “Teeth Per Inch” and describes the number of teeth per inch on a section. The higher the TPI value, the finer the teeth – and vice versa.



extra coarse
7 tpi - 7 teeth per inch

coarse
11 tpi- 11 teeth per inch

fine
14 tpi - 14 teeth per inch

EasyCut 3 ProCut QuickFit® Section

Item	Item No. EasyCut 3	Packing Unit	Compatibility with EasyCut II
ProCut Quick Fit® Section - 7 tpi	**A06MM.06**	PU 25	**Compatible only with mounting kit and ProCut QuickFit® Hybrid section**
ProCut Quick Fit® Section - 11 tpi	**A06MN.06**	PU 25	**Compatible only with mounting kit and ProCut QuickFit® Hybrid section**
ProCut Quick Fit® Section - 14 tpi	**A06MP.06**	PU 25	**Compatible only with mounting kit and ProCut QuickFit® Hybrid section**

ProCut Hybrid Section – Connecting Element

The new EasyCut 3 ProCut hybrid sections serve as the mechanical bridge between the ProCut QuickFit® standard and special sections. They thus ensure a seamless transition between the different system generations. As a connecting link between the two systems, the hybrid section allows for combination with all common ProCut sections – including standard, end, and special sections – thereby ensuring a seamless system connection.

Design

On one side, the mounting for the new QuickFit® system; on the other, the proven, smooth cutting edge of the previous ProCut knife system

Function

Enables a flexible system change, allowing new EasyCut 3 components to be easily combined with existing sections of the ProCut knifeback without any loss of stability

Variant

Right- and left-hand versions available – for flexible implementation of the Schumacher alternating cut in all common system combinations

Toothing

Available in all three teeth variants – 7, 11, and 14 tpi – for optimal performance under all harvesting conditions



Installation Example: Fork Knife Head

EasyCut 3 ProCut QuickFit® Hybrid Section

Item	Item No. EasyCut 3	Packing Unit
ProCut QuickFit® Hybrid L Section - 7 tpi	**A06MQ.06**	PU 1
ProCut QuickFit® Hybrid R Section - 7 tpi	**A06MT.06**	PU 1
ProCut QuickFit® Hybrid L Section - 11 tpi	**A06MR.06**	PU 1
ProCut QuickFit® Hybrid R Section - 11 tpi	**A06MU.06**	PU 1
ProCut QuickFit® Hybrid L Section - 14 tpi	**A06MS.06**	PU 1
ProCut QuickFit® Hybrid R Section - 14 tpi	**A06MV.06**	PU 1

R = straight cutting edge on the **right side** for transition to the ProCut section

L = straight cutting edge on the **left side** for transition to the ProCut section

Hybrid R



Hybrid L

Montageset ProCut QuickFit

The appropriate mounting kit contains all necessary fasteners for easy section replacement and a secure connection.

Contents
25 retaining plates
50 Schumacher toothed screws
50 flange nuts

ProCut QuickFit® Knife Assembly Kit

Item	Item No. EasyCut 3	Packing Unit
ProCut QuickFit® Knife Assembly Kit	**A07WX**	PU 25

The End Section – the clean Finish

The end section is located at the end of the knife and is geometrically tailored precisely to this position. It proactively ensures a smooth crop flow and effectively protects these areas from clogging.

Note

The EasyCut 3 system uses the proven specialty knife (end and overlapping sections) from the ProCut series.

ProCut End setion

Item	Item No. EasyCut 3	Packing Unit
ProCut End Setion	**13935.06**	PU 1

Overlap Cutting Section

The overlapping section is used in wide cutting units in the area where the overlapping knives overlap. In the center of the cutting unit, two separate, counter-rotating overlapping knives meet. The overlapping sections are mounted so that they can glide over one another in this area without colliding with the overlapping sections of the counter-rotating cutting unit. This ensures a clean and consistent cut across the entire working width.

Assembly is performed using countersunk screws, ensuring that the sections can work together optimally in the overlap area.

ProCut Overlap Cutting Section

Item	Item No. EasyCut 3	Packing Unit	Note
ProCut Overlapping section - 7 tpi	**A016K.03**	PU 1	ProCut overlapping sections are used in the overlapping knife area by installing a countersunk screw
ProCut Overlapping section - 11 tpi	**A00ZT.03**	PU 1	ProCut overlapping sections are used in the overlapping knife area by installing a countersunk screw
ProCut Overlapping section - 14 tpi	**A008E.03**	PU 1	ProCut overlapping sections are used in the overlapping knife area by installing a countersunk screw

The Schumacher EasyCut 3 sectional knife with the new ProCut QuickFit® sections is part of the available cutting systems and is also available as a single cutting knife.

Modular Design

Unlike continuous, one-piece cutting knifes, sectional knife consist of several shorter segments (head, middle, and end pieces) that can be easily screwed together using a connection kit.

Note

Item numbers for the sectional knifes in the cutting system catalog



Knife Assambly Kit with QuickFit®

Knife assambly kits are available for assembling the knife sections. They include all necessary components, as well as detailed assembly instructions. The knife connection kits are part of a sectional knife and are, of course, also available separately.

When the screws are tightened, the applied locking coating is activated, ensuring a vibration-resistant connection.



Easy Transport and Logistics

All knifes fit in a 2.60 m (9 ft) box.
Easy shipping
Promt and cost-effective next day delivery.



The connecting link to the cutting system

Knife heads are as diverse as the cutting units in which they are installed. Their design and construction are crucial to the longevity of the entire cutting system. Based on our many years of experience, the EasyCut 3 knife head is precision-manufactured as a welded unit and precisely tailored to each system. Together with the head bearing, it serves as the connecting element between the knife and the knife drive.

Increased load capacity and durability

Thanks to the circular weld seam design, the knife head achieves up to 300% higher tensile strength

Protects the knifedrive and the entire drive train

The dead weight/oscillating mass is reduced by nearly 30%

Use of standard guards

By eliminating the previous top bar, the special fingers that were previously required due to the space contraints of the knife head are no longer needed. This leads to a reduction in variant diversity.
In addition, closed EasyCut 3 double guards can now be installed in this area. This opens up the possibility of mounting additional crop lifters in the knife head area to further optimise crop intake.

Part Number Navigator

The Part Number Navigator contains all information on:

Item description
Item No.
Packaging unit
Compatibility with EasyCut II
Reference No. EasyCut II
Mounting kit notes

Kompatibilitäts-Matrix & Referenzliste

Compatibility Matrix & Reference List

EasyCut II to EasyCut 3

This overview shows at a glance which EasyCut II components are directly compatible with EasyCut 3, require a mounting kit, or can be reused across systems without modification.

EasyCut 3 QuickFit® Double Guard Standard

Item	Item No. EasyCut 3	Packing Unit	Compatibility with EasyCut II	Item No. Mounting Kit	Reference No. EasyCut II
Double Guard Standard - 12 mm	**A06MZ.02**	PU 10	**Compatible only with mounting kit**	A07Z5	16500
Double Guard Standard - 14 mm	**A06N0.02**	PU 10	**Compatible only with mounting kit**	A07Z6	16501
Double Guard Standard - 17 mm	**A06N1.02**	PU 10	**Compatible only with mounting kit**	A07Z6	16502

EasyCut 3 QuickFit® Double Guard Extra short

Item	Item No. EasyCut 3	Packing Unit	Kompatibilität zu EasyCut II	Item No. Mounting Kit	Reference No. EasyCut II
Double Guard - Extra short - 12 mm	**A06MW.02**	PU 10	**Compatible only with mounting kit**	A07Z5	17744
Double Guard - Extra short - 14 mm	**A06MX.02**	PU 10	**Compatible only with mounting kit**	A07Z6	17745
Double Guard - Extra short - 17 mm	**A06MY.02**	PU 10	**Compatible only with mounting kit**	A07Z6	17746

EasyCut 3 Mounting Kit for Double Guards with QuickFit® System

Artikel	Item-No. EasyCut 3	Packing Unit	Note
Mounting kit for double guards 12 mm	**A07Z5**	PU 10	Compatible with the following model of the EasyCut 3 double guard standard 12 mm
Mounting kit for double guards 14 mm und 17 mm	**A07Z6**	PU 10	Compatible with the EasyCut 3 double guard standard 14 mm and 17 mm models

EasyCut 3 First Guard EG Standard

Item	Item No. EasyCut 3	Packing Unit	Compatibility with EasyCut II	Reference No. EasyCut II
First Guard EG - Standard - 12 mm (MT 45 mm)	**A07AS.02**	PU 1	✔ **Directly compatible**	19436
First Guard EG - Standard - 12 mm (MT 48 mm)	**A07AV.02**	PU 1	✔ **Directly compatible**	19439
First Guard EG - Standard - 14 mm (MT 45 mm)	**A07AT.02**	PU 1	✔ **Directly compatible**	19437
First Guard EG - Standard - 14 mm (MT 48 mm)	**A07AW.02**	PU 1	✔ **Directly compatible**	19440
First Guard EG - Standard - 17 mm (MT 45 mm)	**A07AU.02**	PU 1	✔ **Directly compatible**	19438
First Guard EG - Standard - 17 mm (MT 48 mm)	**A07AX.02**	PU 1	✔ **Directly compatible**	19441

EasyCut 3 First Guard EG Extra short

Item	Item No. EasyCut 3	Packing Unit	Compatibility with EasyCut II	Reference No. EasyCut II
First Guard EG - Extra short - 12 mm (MT 45 mm)	**A07AY.02**	PU 1	✔ **Directly compatible**	19442
First Guard EG - Extra short - 12 mm (MT 48 mm)	**A07B1.02**	PU 1	✔ **Directly compatible**	19445
First Guard EG - Extra short - 14 mm (MT 45 mm)	**A07AZ.02**	PU 1	✔ **Directly compatible**	19443
First Guard EG - Extra short - 14 mm (MT 48 mm)	**A07B2.02**	PU 1	✔ **Directly compatible**	19446
First Guard EG - Extra short - 17 mm (MT 45 mm)	**A07B0.02**	PU 1	✔ **Directly compatible**	19444
First Guard EG - Extra short - 17 mm (MT 48 mm)	**A07B3.02**	PU 1	✔ **Directly compatible**	19447

MT = Middle Section

EasyCut 3 First Guard VO Standard

Item	Item No. EasyCut 3	Packing Unit	Compatibility with EasyCut II	Reference No. EasyCut II
First Guard VO - Standard - 12 mm (MT 46 mm)	**A07AD.02**	PU 1	✔ **Directly compatible**	10701
First Guard VO - Standard - 12 mm (MT 48 mm)	**A07AG.02**	PU 1	✔ **Directly compatible**	A0019
First Guard VO - Standard - 14 mm (MT 46 mm)	**A07AE.02**	PU 1	✔ **Directly compatible**	10702
First Guard VO - Standard - 14 mm (MT 48 mm)	**A07AH.02**	PU 1	✔ **Directly compatible**	A001A
First Guard VO - Standard - 17 mm (MT 46 mm)	**A07AF.02**	PU 1	✔ **Directly compatible**	10703
First Guard VO - Standard - 17 mm (MT 48 mm)	**A07AJ.02**	PU 1	✔ **Directly compatible**	A001B

EasyCut 3 First Guard VO Extra short

Item	Item No. EasyCut 3	Packing Unit	Compatibility with EasyCut II	Reference No. EasyCut II
First Guard VO - Extra short - 12 mm (MT 46 mm)	**A07AK.02**	PU 1	✔ **Directly compatible**	17750
First Guard VO - Extra short - 12 mm (MT 48 mm)	**A07AP.02**	PU 1	✔ **Directly compatible**	A0016
First Guard VO - Extra short - 14 mm (MT 46 mm)	**A07AM.02**	PU 1	✔ **Directly compatible**	17751
First Guard VO - Extra short - 14 mm (MT 48 mm)	**A07AQ.02**	PU 1	✔ **Directly compatible**	A0017
First Guard VO - Extra short - 17 mm (MT 46 mm)	**A07AN.02**	PU 1	✔ **Directly compatible**	17752
First Guard VO - Extra short - 17 mm (MT 48 mm)	**A07AR.02**	PU 1	✔ **Directly compatible**	A0018

MT = Middle Section

EasyCut 3 Overlapping Guard EG Standard

Item	Item No. EasyCut 3	Packing Unit	Compatibility with EasyCut II	Reference No. EasyCut II
Overlapping Guard EG - Standard - 12 mm (MT 43 mm)	A07BG.02	PU 1	✔ Directly compatible	A000W
Overlapping Guard EG - Standard - 12 mm (MT 48 mm)	A07BK.02	PU 1	✔ Directly compatible	A000Z
Overlapping Guard EG - Standard - 14 mm (MT 43 mm)	A07BH.02	PU 1	✔ Directly compatible	A000X
Overlapping Guard EG - Standard - 14 mm (MT 48 mm)	A07BM.02	PU 1	✔ Directly compatible	A0010
Overlapping Guard EG - Standard - 17 mm (MT 43 mm)	A07BJ.02	PU 1	✔ Directly compatible	A000Y
Overlapping Guard EG - Standard - 17 mm (MT 48 mm)	A07BN.02	PU 1	✔ Directly compatible	A0011

EasyCut 3 Overlapping Guard EG Extra short

Item	Item No. EasyCut 3	Packing Unit	Compatibility with EasyCut II	Reference No. EasyCut II
Overlapping Guard EG - Extra short - 12 mm (MT 43 mm)	A07BP.02	PU 1	✔ Directly compatible	A000Q
Overlapping Guard EG - Extra short - 12 mm (MT 48 mm)	A07BS.02	PU 1	✔ Directly compatible	A000T
Overlapping Guard EG - Extra short - 14 mm (MT 43 mm)	A07BQ.02	PU 1	✔ Directly compatible	A000R
Overlapping Guard EG - Extra short - 14 mm (MT 48 mm)	A07BT.02	PU 1	✔ Directly compatible	A000U
Overlapping Guard EG - Extra short - 17 mm (MT 43 mm)	A07BR.02	PU 1	✔ Directly compatible	A000S
Overlapping Guard EG - Extra short - 17 mm (MT 48 mm)	A07BU.02	PU 1	✔ Directly compatible	A000V

MT = Middle Section

EasyCut 3 Overlapping Guard VO Standard

Item	Item No. EasyCut 3	Packing Unit	Compatibility with EasyCut II	Reference No. EasyCut II
Overlapping Guard VO - Standard - 12 mm (MT 43 mm)	A07B4.02	PU 1	✔ Directly compatible	10637
Overlapping Guard VO - Standard - 12 mm (MT 48 mm)	A07B7.02	PU 1	✔ Directly compatible	A001F
Overlapping Guard VO - Standard - 14 mm (MT 43 mm)	A07B5.02	PU 1	✔ Directly compatible	10638
Overlapping Guard VO - Standard - 14 mm (MT 48 mm)	A07B8.02	PU 1	✔ Directly compatible	A001G
Overlapping Guard VO - Standard - 17 mm (MT 43 mm)	A07B6.02	PU 1	✔ Directly compatible	10639
Overlapping Guard VO - Standard - 17 mm (MT 48 mm)	A07B9.02	PU 1	✔ Directly compatible	A001H

EasyCut 3 Overlapping Guard VO Extra short

Item	Item No. EasyCut 3	Packing Unit	Compatibility with EasyCut II	Reference No. EasyCut II
Overlapping Guard EG - Extra short - 12 mm (MT 43 mm)	A07BA.02	PU 1	✔ Directly compatible	18051
Overlapping Guard EG - Extra short - 12 mm (MT 48 mm)	A07BD.02	PU 1	✔ Directly compatible	A001C
Overlapping Guard EG - Extra short - 14 mm (MT 43 mm)	A07BB.02	PU 1	✔ Directly compatible	18052
Overlapping Guard EG - Extra short - 14 mm (MT 48 mm)	A07BE.02	PU 1	✔ Directly compatible	A001D
Overlapping Guard EG - Extra short - 17 mm (MT 43 mm)	A07BC.02	PU 1	✔ Directly compatible	18053
Overlapping Guard EG - Extra short - 17 mm (MT 48 mm)	A07BF.02	PU 1	✔ Directly compatible	A001E

EasyCut 3 Triple Guard Standard and Extra short

Item	Item No. EasyCut 3	Packing Unit	Compatibility with EasyCut II	Reference No. EasyCut II
Triple Guard - Standard - 12 mm	A07A7.02	PU 1	✔ Directly compatible	16503
Triple Guard - Extra short - 12 mm	A07AA.02	PU 1	✔ Directly compatible	19092
Triple Guard - Standard - 14 mm	A07A8.02	PU 1	✔ Directly compatible	16504
Triple Guard - Extra short - 14 mm	A07AB.02	PU 1	✔ Directly compatible	19093
Triple Guard - Standard - 17 mm	A07A9.02	PU 1	✔ Directly compatible	16505
Triple Guard - Extra short - 17 mm	A07AC.02	PU 1	✔ Directly compatible	19094

EasyCut Guiding Plates

Item	Thickness	Perforation	Color	Item No.	Packing Unit
Guiding Plate	4 mm	2-hole	Khaki Grey	**17011.01**	PU 1
Guiding Plate	5 mm	2-hole	Gentian Blue	**17012.01**	PU 1
Guiding Plate	6 mm	2-hole	Graphit Black	**17013.01**	PU 1
Guiding Plate	4 mm	3-hole	Khaki Grey	**17014.01**	PU 1
Guiding Plate	5 mm	3-hole	Gentian Blue	**17015.01**	PU 1
Guiding Plate	6 mm	3-hole	Graphit Black	**17016.01**	PU 1
Guiding Plate	4 mm	4-hole	Khaki Grey	**10741.01**	PU 1
Guiding Plate	5 mm	4-hole	Gentian Blue	**10742.01**	PU 1
Guiding Plate	6 mm	4-hole	Graphit Black	**10743.01**	PU 1

EasyCut 3 Roller Guide

Item	Item No. EasyCut 3	Packing Unit	Compatibility with EasyCut II	Note
EasyCut 3 Top Roller Guide	**A06N2.01**	PU 5	✕ **Not compatible with EC II**	When installing, follow the instructions in Chapter 2.4.
EasyCut 3 Bottom Roller Guide	**A06N3.01**	PU 5	✕ **Not compatible with EC II**	When installing, follow the instructions in Chapter 2.4.

EasyCut 3 ProCut QuickFit® Section

Item	Item No. EasyCut 3	Packing Unit	Compatibility with EasyCut II
ProCut Quick Fit® Section - 7 tpi	**A06MM.06**	PU 25	✿ **Compatible only with mounting kit and ProCut QuickFit® Hybrid section**
ProCut Quick Fit® Section - 11 tpi	**A06MN.06**	PU 25	✿ **Compatible only with mounting kit and ProCut QuickFit® Hybrid section**
ProCut Quick Fit® Section - 14 tpi	**A06MP.06**	PU 25	✿ **Compatible only with mounting kit and ProCut QuickFit® Hybrid section**

EasyCut 3 ProCut QuickFit® Hybrid Section

Item	Item No. EasyCut 3	Packing Unit	Note
ProCut QuickFit® Hybrid L Section - 7 tpi	**A06MQ.06**	PU 1	
ProCut QuickFit® Hybrid R Section - 7 tpi	**A06MT.06**	PU 1	
ProCut QuickFit® Hybrid L Section - 11 tpi	**A06MR.06**	PU 1	
ProCut QuickFit® Hybrid R Section - 11 tpi	**A06MU.06**	PU 1	
ProCut QuickFit® Hybrid L Section - 14 tpi	**A06MS.06**	PU 1	
ProCut QuickFit® Hybrid R Section - 14 tpi	**A06MV.06**	PU 1	

ProCut QuickFit® Knife Assembly Kit

Item	Item No. EasyCut 3	Packing Unit	Note
ProCut QuickFit® Knife Assembly Kit	**A07WX**	PU 25	

ProCut End setion

Item	Item No. EasyCut 3	Packing Unit	Note
ProCut End Setion	**13935.06**	PU 1	

ProCut Overlap Cutting Section

Item	Item No. EasyCut 3	Packing Unit	Note
ProCut Overlapping section - 7 tpi	**A016K.03**	PU 1	ProCut overlapping sections are used in the overlapping knife area by installing a countersunk screw
ProCut Overlapping section - 11 tpi	**A00ZT.03**	PU 1	ProCut overlapping sections are used in the overlapping knife area by installing a countersunk screw
ProCut Overlapping section - 14 tpi	**A008E.03**	PU 1	ProCut overlapping sections are used in the overlapping knife area by installing a countersunk screw

Perfect **Harvest.**

SCHUMACHER GmbH
Siegener Straße 10 . 57612 Eichelhardt / Germany
Fon +49 (0) 2681 8009 - 0 . info@groupschumacher.com

www.groupschumacher.com

EasyCut 3 QuickFit®